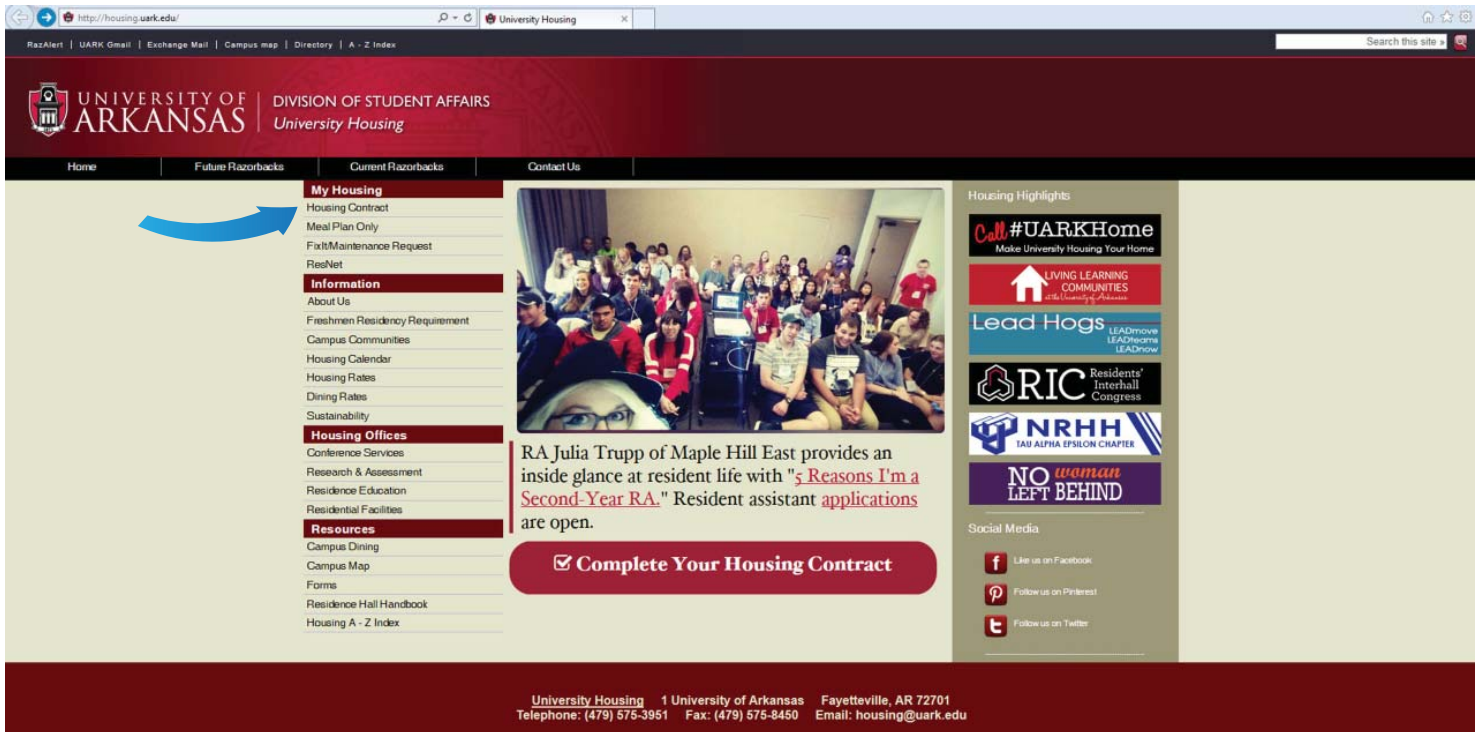


University of Arkansas Housing Contracting Process

Phase II

Step 1



The screenshot shows the University of Arkansas Housing website interface. At the top, there is a navigation bar with links for Home, Future Razorbacks, Current Razorbacks, and Contact Us. Below this is a main menu with several categories: My Housing, Information, Housing Offices, and Resources. The 'My Housing' category is expanded, and the 'Housing Contract' link is highlighted with a blue arrow. To the right of the menu is a large image of a group of students sitting in a room, with a caption that reads: 'RA Julia Trupp of Maple Hill East provides an inside glance at resident life with "5 Reasons I'm a Second-Year RA." Resident assistant applications are open.' Below the image is a red button that says 'Complete Your Housing Contract'. On the far right, there is a 'Housing Highlights' section with several logos and text, including '#UARKHome', 'LIVING LEARNING COMMUNITIES', 'Lead Hogs', 'RIC Residents' Interhall Congress', 'NRHH TAU ALPHA EPSILON CHAPTER', and 'NO woman LEFT BEHIND'. At the bottom of the page, there is a footer with contact information for University Housing, including the address, telephone, fax, and email.

University Housing 1 University of Arkansas Fayetteville, AR 72701
Telephone: (479) 575-3951 Fax: (479) 575-8450 Email: housing@uark.edu

To begin Phase II of the Housing Contract Process, open the University Housing Website and click on “Housing Contract.”

University of Arkansas Housing Contracting Process

Phase II

Step 2

University Housing and Campus Dining Online Contracts

Home » Contracting » Contracts

University Housing and Dining Services Online Contracts

(Fall 2016 — Spring 2017) | **Important Dates**

Living On Campus Contract

Contract Video Tutorials Playlist

PLAYLIST Completing Your Housing Contract

Individual Videos

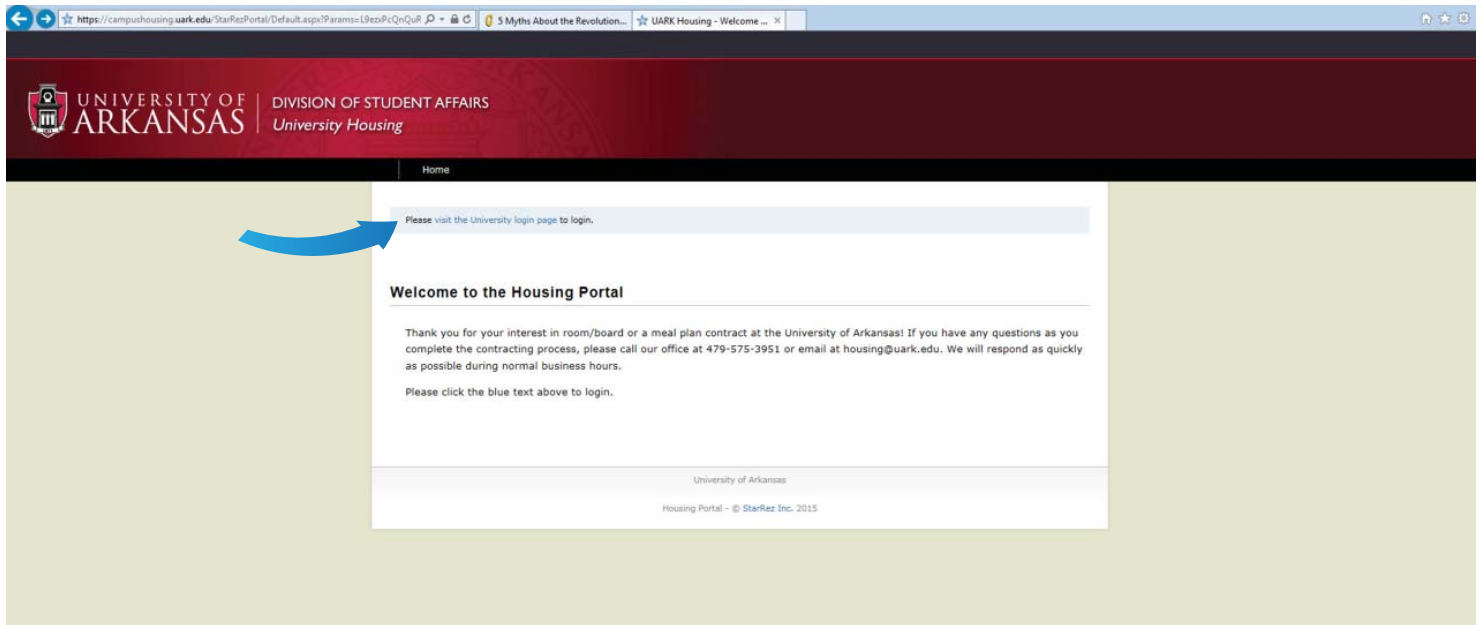
Phase I

On the University Housing and Campus Dining Online Contracts page, click on “Living On Campus Contract.”

University of Arkansas Housing Contracting Process

Phase II

Step 3



This will bring you to your Housing Portal. Click on “Visit the University Login Page” to login.


University of Arkansas Housing Contracting Process

Phase II

Step 4

https://idp.uark.edu/idp/Authn/UserPassword UARK Central Login - Univ... x

You have asked to log into campushousing.uark.edu.

 UNIVERSITY OF ARKANSAS
THE YOU OF A

UARK Central Login

UARK username

Password

[Forgot your password?](#)

To log out, quit your browser.

Need Help?
Call the [Help Desk](#) at (479) 575-2905

Learn more about [UARK Central Login](#)

Learn how to bookmark services that use UARK Central Login.

By Logging in, you agree to comply with the [Code of Computing Practices](#).

Unauthorized access is prohibited. All login attempts are recorded.

Login with your UARK username - your campus email address without the “@uark.edu,” and your University password. Click “login.”

University of Arkansas Housing Contracting Process

Phase II

Step 5

https://campushousing.uark.edu/StarRezPortal/Default.aspx?Params=L8ezPcQnQuF UARK Housing - Portal Ho... x Student Name

UNIVERSITY OF ARKANSAS | DIVISION OF STUDENT AFFAIRS
University Housing

Home Arrival Time - Band Contracting Process

Profile Summary

Name	.Student .Name
University ID	000000000
Email	student@uark.edu

Portal Home

The 2016-2017 Academic Year Contract for New Freshmen opened on Monday, September 14, 2015 at 10am.

Welcome to the University of Arkansas Housing student portal where students may complete:

- Room and Board Contracts
- Duncan Avenue Apartment Contract
- Off-Campus Meal Plan Contracts
- Greek Managed Housing Contract
- Live with Parent/Guardian Verification Form

Room and Board Contract Information:

There are five phases in the contracting process for Room and Board contracts:

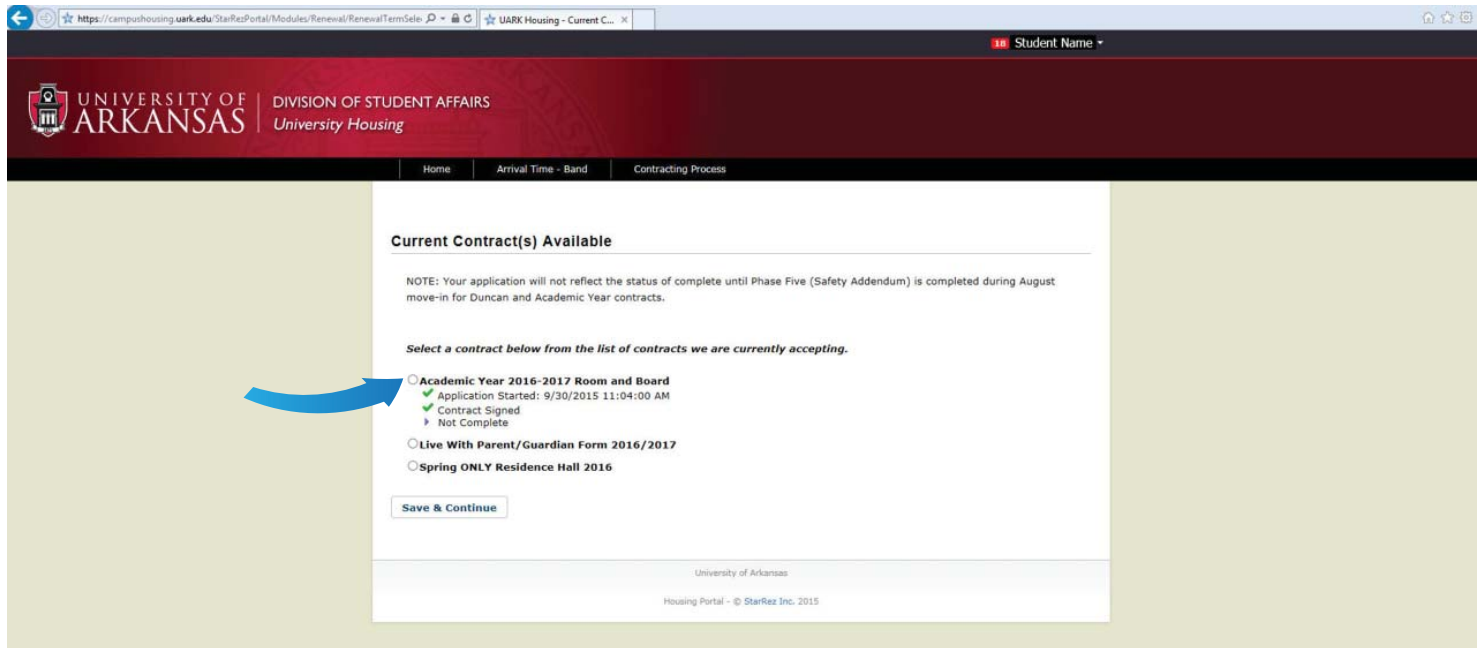
1. Contract Agreement and Advance Payment
2. Preferences (Roommate Profiles, Resident Reserved Waiting List, etc.). Begins November 3, 2016.
 - Roommate Selection begins February 9, 2016 at 10AM and continues through March 28, 2016.
3. Room Selection
4. Arrival Time Selection - Available June 1, 2016 for students who have a Fall 2016 Assignment (Students participating in the Marching Band, Rock Camp I or Sorority Recruitment will select an Arrival Time in July)

On the Portal Home page, click on “Contracting Process.”

University of Arkansas Housing Contracting Process

Phase II

Step 6



https://campushousing.uark.edu/StarRezPortal/Modules/Renewal/RenewalTermSele... UARK Housing - Current C... x Student Name ▾

UNIVERSITY OF ARKANSAS | DIVISION OF STUDENT AFFAIRS
University Housing

Home Arrival Time - Band Contracting Process

Current Contract(s) Available

NOTE: Your application will not reflect the status of complete until Phase Five (Safety Addendum) is completed during August move-in for Duncan and Academic Year contracts.

Select a contract below from the list of contracts we are currently accepting.

- Academic Year 2016-2017 Room and Board**
 - ✔ Application Started: 9/30/2015 11:04:00 AM
 - ✔ Contract Signed
 - ▶ Not Complete
- Live With Parent/Guardian Form 2016/2017**
- Spring ONLY Residence Hall 2016**

[Save & Continue](#)

University of Arkansas
Housing Portal - © StarRez Inc. 2015

On the Current Contracts Available page, click on “Academic Year 2016-2017 Room and Board” contract button. Click on “Save and Continue.”

University of Arkansas Housing Contracting Process

Phase II

Step 7

The screenshot shows a web browser window displaying the University of Arkansas Housing Contracting Process. The browser address bar shows the URL: <https://campushousing.uark.edu/StarRezPortal/TextSection.aspx?Params=L&ezPcQn>. The page header includes the University of Arkansas logo and the text "UNIVERSITY OF ARKANSAS | DIVISION OF STUDENT AFFAIRS | University Housing". A navigation menu contains "Home", "Arrival Time - Band", and "Contracting Process". The main content area features a progress bar with 10 steps: 1. Welcome, 2. Address and Accommodation Details, 3. Living Learning Community Information, 4. Mobile Information, 5. Contract, 6. Phase I Complete (highlighted with a blue triangle), 7. Waiting List for Resident Reserved Parking, 8. Meal Plan Selection, 9. Personal Profile Questions, and 10. Roommate Search Agreement. Below the progress bar, the text reads: "Phase I Complete (Step 6 of 10)". A message states: "Thank you for completing Phase I of the contracting process. Phase II preferences (Waiting List for Resident Reserved Parking, Meal Plan Selection, Personal Profile Questions, and Roommate Search Agreement page) will begin November 3, 2015. Roommate Matching will occur from February 9, 2016, and March 29, 2016." A blue arrow points to a "Save & Continue" button. The footer includes "University of Arkansas" and "Housing Portal - © StarRez Inc. 2015".

You will arrive at the Phase I Complete page.

Notice there are two parts to Phase II of the Contracting Process. You will complete the first part today, including opting for Resident Reserved Parking, selecting a meal plan and opting into the Roommate Selection Process. The online Roommate Selection Process will begin on February 9, 2016.

Click on “Save and Continue.”

University of Arkansas Housing Contracting Process

Phase II

Step 8

The screenshot shows a web browser window with the URL <https://campushousing.uark.edu/StarRezPortal/GeneratedSection.aspx?Params=LRez>. The page header includes the University of Arkansas logo and the text "UNIVERSITY OF ARKANSAS | DIVISION OF STUDENT AFFAIRS | University Housing". A navigation bar contains links for "Home", "Arrival Time - Band", and "Contracting Process".

The main content area features a progress bar titled "Contracting Process Menu | Applying for Academic Year 2016-2017 Room and Board - New" with 10 steps. Step 7, "Waiting List for Resident Reserved Parking", is highlighted in yellow. Below the progress bar, the page title is "Waiting List for Resident Reserved Parking" (Step 7 of 10). The text explains that demand for Resident Reserved parking spaces is high and that signing up on the waiting list does not guarantee a permit. It states that decisions will be based on the date the contract is signed and that returning students are prioritized. A dropdown menu is labeled "Waiting List for Resident Reserved Parking:" and contains the option "Yes, put me on the waiting list for Resident Reserved Parking". A blue arrow points to this dropdown menu. Below the dropdown is a "Save & Continue" button. The footer of the page includes "University of Arkansas" and "Housing Portal - © StarRez Inc. 2015".

At the Waiting List for Resident Reserved Parking page use the scroll-bar to select whether or not you choose to opt into the Resident Reserved Parking permit process.

Click on “Save and Continue.”

University of Arkansas Housing Contracting Process

Phase II

Step 9

The screenshot shows a web browser window with the URL <https://campushousing.uark.edu/StarRezPortal/Modules/Renewal/MealPlan.aspx?Pa>. The page header includes the University of Arkansas logo and the text "DIVISION OF STUDENT AFFAIRS University Housing". A navigation bar contains links for "Home", "Arrival Time - Band", and "Contracting Process". The main content area features a "Contracting Process Menu" with 10 steps: 1. Welcome, 2. Address and Accommodation Details, 3. Living Learning Community Information, 4. Mobile Information, 5. Contract, 6. Phase I Complete, 7. Waiting List for Resident Reserved Parking, 8. Meal Plan Selection (highlighted with a blue arrow), 9. Personal Profile Questions, and 10. Roommate Search Agreement. Below the menu is the "Meal Plan Selection" section, which includes the instruction "Select a Meal Plan from the list below:" and a dropdown menu currently showing "Please Select -". A "Save & Continue" button is located below the dropdown. The footer of the page reads "University of Arkansas Housing Portal - © StarRez Inc. 2015".

Except for residents of the Duncan Avenue Apartments, all students living on campus must have a meal plan.

Select your meal plan by choosing from the options available on the scroll-bar on the Meal Plan Selection page.

University of Arkansas Housing Contracting Process

Phase II

Step 9

The screenshot shows a web browser window with the URL <https://campushousing.uark.edu/StarRezPortal/Modules/Renewal/MealPlan.aspx?Pa>. The page header includes the University of Arkansas logo and the text "DIVISION OF STUDENT AFFAIRS University Housing". A navigation bar contains links for "Home", "Arrival Time - Band", and "Contracting Process". A progress indicator at the top shows 10 steps: 1. Welcome, 2. Address and Accommodation Details, 3. Living Learning Community Information, 4. Mobile Information, 5. Contract, 6. Phase I Complete, 7. Waiting List for Resident Reserved Parking, 8. Meal Plan Selection (highlighted), 9. Personal Profile Questions, and 10. Roommate Search Agreement. The main content area is titled "Meal Plan Selection (Step 8 of 10)". It prompts the user to "Select a Meal Plan from the list below:" and shows a dropdown menu with "1.5 Plus Meal Plan" selected. Below the dropdown, it displays "(15 Meals Per Week) (\$175 Flex/Semester)". A link for "For more information about Dining Options, click here." is provided. A "Save & Continue" button is at the bottom. The footer contains "University of Arkansas" and "Housing Portal - © StarRez Inc. 2015". A blue arrow points to the dropdown menu.

After you select your meal plan it will be displayed under the box for the scroll-bar.

Information about changing a meal plan can be found here:

http://housing.uark.edu/campus_communities/dining_rates.php

Click on “Save and Continue.”

University of Arkansas Housing Contracting Process

Phase II

Step 10

The screenshot shows a web browser window with the URL <https://campushousing.uark.edu/StarRezPortal/Modules/Renewal/RenewalProfile.aspx>. The page header includes the University of Arkansas logo and the text "DIVISION OF STUDENT AFFAIRS University Housing". A navigation menu at the top contains "Home", "Arrival Time - Band", and "Contracting Process".

The main content area features a "Contracting Process Menu" with 10 steps: 1. Welcome, 2. Address and Accommodation Details, 3. Living Learning Community Information, 4. Mobile Information, 5. Contract, 6. Phase I Complete, 7. Waiting List for Resident Reserved Parking, 8. Meal Plan Selection, 9. Personal Profile Questions (current step), and 10. Roommate Search Agreement. A progress bar indicates the current position in the process.

The "Personal Profile Questions" section is titled "(Step 9 of 10)". It includes the following questions and response options:

- Life Outside the Classroom**
 - Are you currently in or do you intend to join a social Greek organization?
Yes (slider at Undecided), No (slider at No)
 - Are you currently in or do you intend to join the Razorback Marching Band?
Yes (slider at Undecided), No (slider at No)
 - How interested are you in extracurricular activities?
Very interested (slider at Somewhat Interested), Not interested (slider at Not interested)
- Living**
 - Do you smoke?
No (dropdown menu)
 - During the week, what time do you USUALLY go to sleep at night?
By 10:00 PM (slider at 11:30 PM), After 1:00 AM (slider at After 1:00 AM)

Your next step is to complete your Personal Profile Questions. This is an **optional step** if you are intending to participate in a roommate search beginning on February 9, 2016.

If you know who your roommate will be you are not required to complete this questionnaire.

To participate, answer as many questions as you choose by sliding the marker on each bar to suit your preferences. Information you provide on the Personal Profile Questions will be used to generate potential roommate matches for you after the selection process begins.

University of Arkansas Housing Contracting Process

Phase II

Step 10

Study Environment

Are you willing to use headphones while studying with music playing?
- Please Select -

Do you like to study with music playing?
- Please Select -

Do you like to study with the TV on?
- Please Select -

Do you plan to study in your room?
- Please Select -

Do you prefer silence when studying?
Yes Sometimes No

On average, how many hours a week do you plan to study?
< 4 Hours 4-10 Hours > 10 Hours

Honors College Participation

Do you plan to enroll in the Honors College at the University of Arkansas?
- Please Select -

[Save & Continue](#)

University of Arkansas

When you finish the questionnaire, click on “Save and Continue.”

University of Arkansas Housing Contracting Process

Phase II

Step 11

The screenshot shows a web browser window with the URL <https://campushousing.uark.edu/StarRezPortal/GeneratedSection.aspx?Params=LRez>. The page header includes the University of Arkansas logo and the text "UNIVERSITY OF ARKANSAS | DIVISION OF STUDENT AFFAIRS | University Housing". A navigation bar contains "Home", "Arrival Time - Band", and "Contracting Process". A progress indicator at the top shows 10 steps: 1. Welcome, 2. Address and Accommodation Details, 3. Living Learning Community Information, 4. Mobile Information, 5. Contract, 6. Phase I Complete, 7. Waiting List for Resident Reserved Parking, 8. Meal Plan Selection, 9. Personal Profile Questions, and 10. Roommate Search Agreement (highlighted). A blue arrow points to step 10. The main content area is titled "Roommate Search Agreement" (Step 10 of 10). It contains the following text: "Leaving this box checked will allow your profile to be available: - To be searched by your University ID - To be searched using your personal profile". Below this, it says "If you do not want to be a part of roommate selection, uncheck the box below." A note states: "Note: Choosing to be a part of roommate selection overrides FERPA holds for the roommate selection process. Students who are members of Living Learning Communities may only search for roommates who are also a part of that LLC." There is a checkbox labeled "Opt in to roommate selection:" which is checked. Further text reads: "If you know your roommate choice, you and your roommate(s) must check this box to be able to complete the selection of your roommate. Once you have confirmed your roommate(s) visit this page and opt-out of the roommate selection process." A bolded announcement states: "Roommate Matching will begin on February 9th, when you hit Save and Continue below you are finished with this phase of the process!" At the bottom, there is a "Save & Continue" button.

The final step is to opt in to the Roommate Search process on the Roommate Search Agreement page.

The box beside “Opt in to roommate selection” will already be marked.

- If you choose to opt into the Roommate Selection process, leave the box checked.
- NOTE: if you already have a roommate in mind you will need to leave the box checked to enter the selection process. In February, instead of joining in a roommate search, you will create a match with your preferred roommate. More information about this process will be available closer to the time that Roommate Selection begins.

University of Arkansas Housing Contracting Process

Phase II

Step 11

The screenshot shows a web browser window with the URL <https://campushousing.uark.edu/StarRezPortal/GeneratedSection.aspx?Params=L9ez>. The page header includes the University of Arkansas logo and the text "DIVISION OF STUDENT AFFAIRS University Housing". A navigation menu at the top contains "Home", "Arrival Time - Band", and "Contracting Process". The main content area features a progress bar with 10 steps: 1. Welcome, 2. Address and Accommodation Details, 3. Living Learning Community Information, 4. Mobile Information, 5. Contract, 6. Phase I Complete, 7. Waiting List for Resident Reserved Parking, 8. Meal Plan Selection, 9. Personal Profile Questions, and 10. Roommate Search Agreement. The current step is highlighted in blue. Below the progress bar, the title "Roommate Search Agreement" is displayed with "(Step 10 of 10)". The text reads: "Leaving this box checked will allow your profile to be available: - To be searched by your University ID - To be searched using your personal profile. If you do not want to be a part of roommate selection, uncheck the box below. Note: Choosing to be a part of roommate selection overrides FERPA holds for the roommate selection process. Students who are members of Living Learning Communities may only search for roommates who are also a part of that LLC." Below this is the "Opt in to roommate selection:" label followed by an unchecked checkbox. A blue arrow points to this checkbox. Further down, it says: "If you know your roommate choice, you and your roommate(s) must check this box to be able to complete the selection of your roommate. Once you have confirmed your roommate(s) visit this page and opt-out of the roommate selection process." A bold notice states: "Roommate Matching will begin on February 9th, when you hit Save and Continue below you are finished with this phase of the process!". At the bottom, there is a "Save & Continue" button.

NOTE: in this image the “Opt in to roommate selection” button is **unchecked**. If you opt out and change your mind you can return to this page and opt into the process at a later date.

Click on “Save and Continue.” This page will save your option and refresh, appearing to remain the same.

This concludes the opening round of Phase II of the Housing Contract Process.